


DIVING AND COVID-19

DIVING SAFELY COSTA TROPICAL

LA RIJANA

La Rijana is an unique place to practice all the diving styles such as freedive and scuba dive. It is a bay flanked by cliffs giving rise to a beach protected from west and east winds.

The bay and cliffs where dives take place are protected as the *Special Conservation Area of Acantilados y Fondos Marinos de Calahonda-Castell de Ferro*, included in Natura 2000 network.



The rich natural values of this area requires the practice of responsible and restrained diving.



Species here are really sensitive to careless divers. You should avoid contact with the bottom and the surfaces.

Here you can dive along the beach nearshore and the cliffs surrounding it.



Before starting the dive, you should check the marine weather forecast.



Don't dive here if marine weather conditions are unstable.

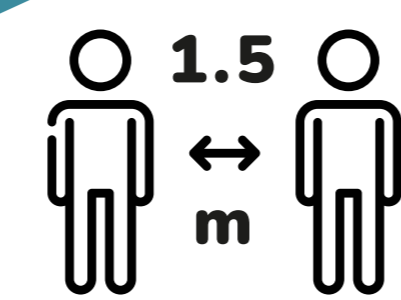
Starting the dive from the shore is only allowed if the beach marking buoys are deployed or you carry a surface marker buoy. An assistance boat would be obligatory if the immersion is going further than 200 meters from the beach and 50 meters from the cliff, and if the immersion take place where would not be possible to help divers in an emergency situation from the shore.

Is deeply recommended to dive here with an expert local guide to fully enjoy the experience and reduce risks. Contact with the local dive centres.

To mitigate the risk situations for divers generated by SARS-CoV-2 on this beach, a series of recommendations have been drawn up, based on the rules and legislation valid on 2020 autumn. Check the current laws.


START OF THE ACTIVITIES

Rijana's beach and bay dive zones are accesible from land, starting in the shore near the souroundings cliffs.




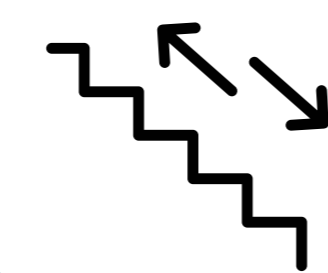
Keep at a safe distance at all times, even on the beach.

Wear a mask while performing all the activities at the beach.



Avoid accidents moving the dive equipment slowly and getting ready at the beach. Carry your own equipment and do not touch the buddies one.

Respect the turn to start the climb and the descent. Do not cross with other users.




Prepare your own equipment under your colleague's or diving instructor's supervision.

Buddy check must be perform keeping the safety distance (1,5m). Ask your buddy to show you the usual safety points. Check the scuba tanks are open.



DURING THE DIVE

If you followed the general recommendations, there is no special risk in touching the other divers underwater and **you can proceed as usual**.



You must follow the general recommendations from the security protocol and proceed under caution.


If you suffer COVID-19, you have to pass a medical check.



If you use the emergency regulator, you have to disinfect it and also the equipment that have been in contact with, using a virucide compound.


WHEN YOU FINISH THE ACTIVITIES

Disassemble your own dive equipment being cautious to **do not touch** any part in contact with mucous.



When you finish the activities, after coming up to the surface, put on your mask.

Take special care touching the second stage of the regulator, diving mask, gloves, hood or bcd hose.



When you stow the equipment you should clean your hands using soap or disinfection gel.

EMERGENCIES

112
Emergencies

061
Sanitary
Emergencies

062
Guardia civil

952 045 000
Hyperbaric Chamber
(HLA El Ángel, Málaga)

958 038 820
Hospital Motril

900 202 202
or Canal 16 VHF
Maritime Rescue